

PingID Setup with SMS



Navigate to the MFA enrollment site

<https://MyMFA.vscocorp.com>

<https://MyMFA.victoriagc.cn> (China)

VICTORIA'S SECRET & CO.

THIS IS THE PRODUCTION ENVIRONMENT

PLEASE USE YOUR VS&CO NETWORK ID AND PASSWORD TO LOGIN

User Name:

Password:


GO By clicking Go, I accept and agree to the **Acceptable Use Policy** and understand that my activity and communications when using the site may be monitored.

English (US) ▾

PingID PingID Setup

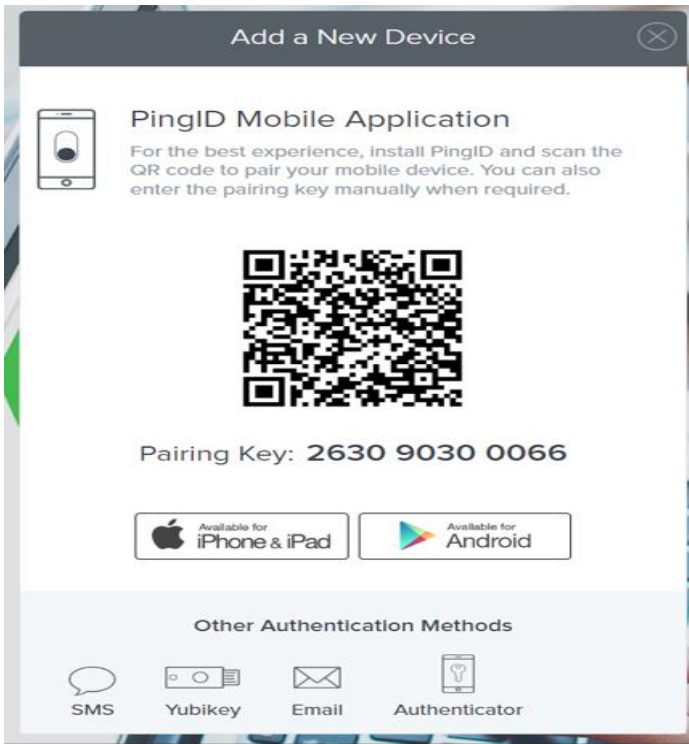
The screenshot shows the login page for Victoria's Secret & Co. It features a black header with the company name. Below is a pink background with instructions to use network ID and password. There are two input fields for 'User Name' and 'Password'. A 'GO' button is present, accompanied by a disclaimer about the Acceptable Use Policy. A language dropdown menu is set to 'English (US)'. At the bottom, there is a 'PingID' logo and a 'PingID Setup' link.

Enter your network credentials

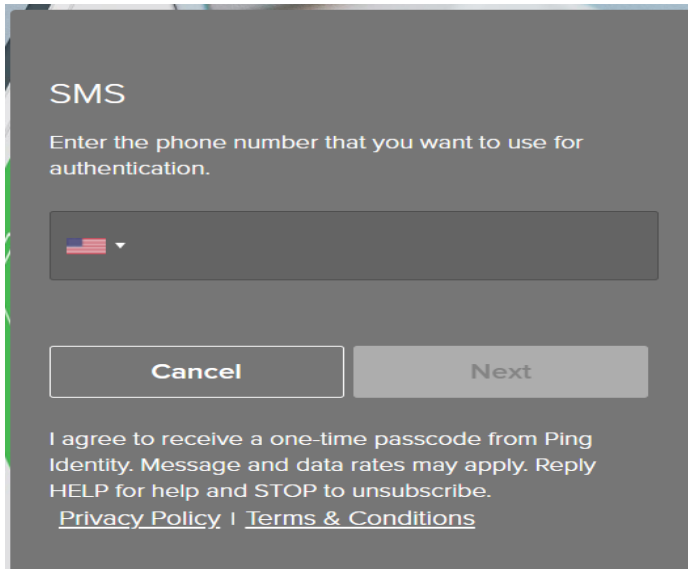


Click on "START"

Download "PING ID" Mobile App



Click on SMS



Choose your Country code and Enter your Mobile Number

Verification

Please enter the passcode you received.

Cancel

Verify

I agree to receive a one-time passcode from Ping Identity. Message and data rates may apply. Reply HELP for help and STOP to unsubscribe.

[Privacy Policy](#) | [Terms & Conditions](#)

Enter the received “**passcodes via SMS**” and **Click on Verify**

You’re authenticated and successfully enrolled with PingID SMS option.

Contact ATS for support – (614) 415-7911